

AIR FILTER



F1-1

AIR FILTER



F1-15

AIR FILTER



F1-5

AIR FILTER



F1-8

FILTER



F-219-IMP

FILTER



F1-30869-001

CONVERTOR



COBRA

CONVERTOR



New Style Mitsubishi
COBRA-CB30177

CONVERTOR



COBRA-IMP

CONVERTOR



EB-2 EB-2-IMP

CONVERTOR



EB-IMP

CONVERTOR



JB-2

CONVERTOR



JB-2-IMP

CONVERTOR



LB-2-IMP

CONVERTOR



N2001

CONVERTOR



P-COBRA-IMP

CONVERTOR



RK-EPR-4-IMP

COTTON FILTER KIT



Fits all VFF-30-2
F1-10

ELECTRIC PRIMER



For remote priming of JB & EB convertors
PR-4604

FUEL INDICATOR LIGHT



74485

LOW FUEL LIGHT/BUZZER



M975

LOCK-OFF



VFF-30-2 VFF-30-2-IMP

O-RING



S3-30563-001

O-RING



S3-31195-001

PIN, CARBURETOR



P1-30559

REGULATOR



11A17-001

REGULATOR



AHR50-D

REGULATOR



CS4-30772-004

REGULATOR



EPR-50388-001

REGULATOR



HPR-3600

REPAIR KIT



AV1-12-2-IMP

REPAIR KIT Black Diaphragm



For CA100 & CA125 Carburetors
AV1-14-2 AV1-14-2-IMP

REPAIR KIT Silicone Diaphragm



For CA100 & CA125 Carburetors
AV1-14-4 AV1-14-4-IMP

REPAIR KIT



For Nissan H20 Engine
AV1-14-76-2 AV1-14-76-2-IMP

REPAIR KIT



AV1-25590-IMP

REPAIR KIT



New Style Mitsubishi
AV1-30115-IMP

REPAIR KIT




EV1-14-2-IMP

REPAIR KIT



EV1-14-9-IMP

REPAIR KIT



EV1-14-IMP

REPAIR KIT



For Model CA50
RK-CA50

IMPCO/ALGAS PROPANE PARTS

306

REPAIR KIT



For Model CA55

RK-CA55-IMP

REPAIR KIT



For Model K & COBRA

RK-COBRA RK-COBRA-IMP

REPAIR KIT



For Model E

RK-E-2 RK-E-2-IMP

REPAIR KIT



RK-EPR-3-IMP

REPAIR KIT



RK-ET98-IMP

REPAIR KIT



RK-FL219-IMP

REPAIR KIT



For Model J (Black Diaphragm)

RK-J-IMP

REPAIR KIT



For Model J (Silicone Diaphragm)

RK-J-2 RK-J-2-IMP

REPAIR KIT



For Model L

RK-L-2 RK-L-2-IMP

REPAIR KIT



For Model VFF-30

RK-VFF30-2 RK-VFF30-2-IMP

REPAIR KIT



RK-VFF30-IMP

SOLENOID



Vacuum Control

VCS-IMP

THERMOSTAT



5/8" Hose Inline

M456

THERMOSTAT



3/8" FMP

M456-1

CONVERTOR



ALGAS

C250A

CONVERTOR



ALGAS

SA2330-2

REPAIR KIT



ALGAS

2210

REPAIR KIT



ALGAS

SA2553-2

REPAIR KIT



ALGAS

1-7010

VAPOR HOSE (FUEL)



TOYOTA

23631-U2170-71

BULKHEAD FILTER



BEAM
711-2

BULKHEAD FILTER



BEAM
713

BULKHEAD FILTER



BEAM
713-RK

FILTER, INLINE



BEAM
F108

REGULATOR



BEAM
120A

REGULATOR



BEAM / GENERIC
T60-BEAM T60

REPAIR KIT



BEAM
120A-RBK

REPAIR KIT



BEAM
120A-RCK

REPAIR KIT



BEAM
120A-RK

REPAIR KIT



BEAM
60-RBK

REPAIR KIT



BEAM
60-RK

REPAIR KIT



BEAM
711-RK

VACUUM SWITCH



BEAM
1501-L

CONVERTOR



CENTURY
1477B

PRIMER BUTTON



CENTURY
317-529

REGULATOR



CENTURY
G85

REPAIR KIT



CENTURY
286-1301A

REPAIR KIT



CENTURY
286-1798

REPAIR KIT



CENTURY
286-1554

ADAPTER



1632302 / 5800724-82

FILTER KIT



1581761 / 5800558-82

FUEL HOSE



1632301 / 5800724-81

INJECTOR



1557560 / 5800482-87

INJECTOR



4013301 / 5820051-29

LOCKOFF VALVE



1585747 / 5800578-55

O-RING KIT



1698684 / 5800941-00

O-RING



1557565 / 5800482-92

O-RING



1585748 / 5800578-57

REGULATOR



2066924 / 5800475-66

REPAIR KIT



1692176 / 5800913-52

SENSOR, FUEL PRESSURE



1632300 / 5800724-80

SENSOR, OXYGEN



1557546 / 5800482-73

SENSOR, OXYGEN



4006802 / 5820053-68

THROTTLE BODY



1557547 / 5800482-74

ADAPTER



E1557200

ADAPTER



E1557400

COMMUNICATION CABLE



E2046002

FUEL PUMP




E1541001

GOVERNOR



E1312300

REGULATOR



E2377000A

REGULATOR



E2033001

REGULATOR



E2325300

REGULATOR



E2376005C

REPAIR KIT



E1860010

REPAIR KIT



E2141010A

REPAIR KIT



E2376002A

REPAIR KIT



E2377002A

SENSOR, MAP



E1466001

SENSOR, OXYGEN



E1799102

TRIM VALVE



E1358000

DIAPHRAGM KIT



Type

ADK-01

LPG FILTER



Type

AF-01

REGULATOR



Type

AR-01

REGULATOR



Type

AR-02

REGULATOR



Type

AR-03

REGULATOR



Type

AR-04

REGULATOR



Type

AR-05

REGULATOR



Type

AR-06

REGULATOR



Type

AR-07

REGULATOR



Type

AR-08

REGULATOR



Type

AR-09

REGULATOR



Type

AR-10

REGULATOR



Type

AR-11

REPAIR KIT



Type

ARK-01

SOLENOID



Type

AS-01

VALVE KIT



Type

AVK-01

HYSTER

TOYOTA

TOYOTA

YALE

Part#	Desc.	Type
1469346	Regulator	AR-01
1479508	Solenoid	AS-01
1479530	Valve Kit	AVK-01
1479531	Diaphragm Kit	ADK-01
1487199	Regulator	AR-02
1544792	LPG Filter	AF-01
1594144	Regulator	AR-03

Part#	Desc.	Type
04221-20401-71	Diaph. Kit	ADK-01
04221-U1104-71	Diaph. Kit	ADK-01
04236-U1100-71	Repair Kit	ARK-01
04237-20030-71	Valve Kit	AVK-01
04237-U1101-71	Valve Kit	AVK-01
23510-U2230-71	Regulator	AR-04
23530-U1103-71	Regulator	AR-05
23530-U2200-71	Regulator	AR-06
04221-20401-71	Diaph. Kit	ADK-01

Part#	Desc.	Type
23530-U3270-71	Regulator	AR-05
23550-U2200-71	Regulator	AR-07
23550-U3300-71	Regulator	AR-08
23570-23321-71	Regulator	AR-09
23580-U1103-71	Regulator	AR-10
23580-U2200-71	Regulator	AR-11
23580-U3270-71	Regulator	AR-10
23620-23340-71	Solenoid	AS-01
23620-U1101-71	Solenoid	AS-01

Part#	Desc.	Type
5800145-64	Regulator	AR-01
5800171-94	Solenoid	AS-01
5800172-16	Valve Kit	AVK-01
5800172-17	Diaph. Kit	ADK-01
5800200-05	Regulator	AR-02
5800432-55	Filter, Lpg	AF-01
5800604-05	Regulator	AR-03

DIAPHRAGM KIT



Type
DK-01

DIAPHRAGM KIT



Type
DK-02

DIAPHRAGM KIT



Type
DK-02

REPAIR KIT



Type
RK-01

REPAIR KIT



Type
RK-02

VALVE ASSEMBLY




Type
VA-01

VAPORIZER




Type
VZ-01

VAPORIZER



Type
VZ-02

VAPORIZER



Type
VZ-03

Pictures are for identification only. The same style does not mean they are the same product. The pressure from vaporizers differ based on truck. Please order by part number or provide the model of the truck and we will provide the correct part you require.

MITSI / CAT

Part #	Description	Type
90425-08490	Repair Kit	RK-01
91965-07500	Repair Kit	RK-01
91965-07700	Diaphragm Kit	DK-01
91A65-00401	Vaporizer	VZ-03
91A65-01601	Vaporizer	VZ-01
91A65-21600	Vaporizer	VZ-01
91H20-04380	Diaphragm Kit	DK-02
91H20-04460	Valve Assembly	VA-01
91H20-04480	Diaphragm Kit	DK-02
91H20-14470	Diaphragm Kit	DK-01

NISSAN

Part #	Description	Type
16310-FT860	Vaporizer	VZ-03
16310-GS00A	Vaporizer	VZ-01
16310-GS40A	Vaporizer	VZ-02
16310-GU20A	Vaporizer	VZ-02

NISSAN

Part #	Description	Type
16310-GY36B	Vaporizer	VZ-01
16310-GY960	Vaporizer	VZ-03
16310-GZ560	Vaporizer	VZ-01
16310-RPKIT	Repair Kit	RK-02
16328-GS00A	Repair Kit	RK-01
16328-GY010	Repair Kit	RK-01
17053-FU460	Diaphragm Kit	DK-02
17054-FU460	Diaphragm Kit	DK-02
17960-GU60A	Diaphragm Kit	DK-01
17960-VR500	Diaphragm Kit	DK-01
17962-FU460	Valve Assembly	VA-01

TCM

Part #	Description	Type
17960-GU60A	Diaphragm Kit	DK-01
547C0-52001	Vaporizer	VZ-01

FUEL INJECTION

312



Type
AF-01



Type
AF-02



Type
NJ-01



Type
NJ-02



Type
IH-01



Type
IH-02



Type
IH-03



Type
SS-01



Type
SS-02



Type
SS-03




Type
SG-01



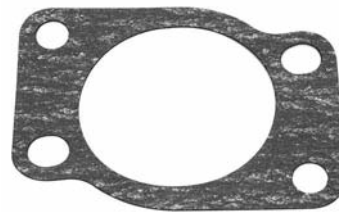
Type
TC-01



Type
TC-02



Type
TCG-01



Type
TCG-02



Type
NJG-01

KOMATSU / NISSAN / TCM

Part #	Description	Type
16098-FU460	Air Filter	AF-01
16098-GS07A	Air Filter	AF-02
16119-FU46B	Throttle Chamber	TC-01
16119-GS00A	Throttle Chamber	TC-02
16175-FU460	Throttle Chamber Gasket	TCG-01
16175-FU470	Gasket, Injector	TCG-02
16175-GS00A	Throttle Chamber Gasket	TCG-01
16175-GS00B	Throttle Chamber Gasket	NJG-01
16197-FU46A	Sensor	SS-01
16600-FU460	Injector	NJ-01
16600-GS07B	Injector	NJ-02
16600-GS17B	Injector	NJ-02
16600-GU61A	Injector	NJ-01
16610-FT860	Injector Holder Assembly	IH-01
16610-FT960	Injector Holder Assembly	IH-01
16610-FU46A	Injector Holder Assembly	IH-01
16610-FU561	Injector Holder Assembly	IH-01
16610-GS07E	Holder Assembly Injector	IH-03
16610-GS17A	Holder Assembly Injector	IH-03
16638-GX11A	Fuel Pressure Sensor	SS-02
17052-FU460	Spring	SG-01
22690-FU460	Oxygen Sensor	SS-03
A6600-FU471	Injector	NJ-02
A6600-FU571	Injector	NJ-02
A6610-GX11A	Holder Assembly Injector	IH-02
A6610-GX21A	Holder Assembly Injector	IH-02

MITSI / CAT

Part #	Description	Type
90425-01800	Throttle Chamber Gasket	TCG-01
90425-03110	Throttle Chamber	TC-01
90425-05130	Injector	NJ-01
90425-08330	Air Filter	AF-01
90425-08560	Injector	NJ-02
90425-18040	Injector	NJ-02
90425-18080	Fuel Pressure Sensor	SS-02
90425-18250	Sensor	SS-01
91965-07800	Air Filter	AF-02
91A62-03500	Oxygen Sensor	SS-03
91H20-04420	Spring	SG-01
91H20-05160	Gasket, Injector	TCG-02
91H20-05180	Injector Holder Assembly	IH-01
91H20-05190	Injector Holder Assembly	IH-01
91H20-05970	Throttle Chamber	TC-02
91H20-05980	Throttle Chamber Gasket	TCG-01
91H20-05990	Throttle Chamber Gasket	NJG-01

MITSI / CAT

Part #	Description	Type
91H20-06090	Injector	NJ-01
91H20-06690	Injector	NJ-02
91H20-15230	Injector	NJ-02
91H20-16110	Holder Assembly Injector	IH-03
91H20-16120	Holder Assembly Injector	IH-03
A0000-30997	Holder Assembly Injector	IH-02

PROPANE FITTINGS

314



1/4 Male Pipe to 3/8 ID
74401



1/2 NPT to 5/8 ID
74402



3/8 x 3/8 Flare
74403



1/2 Male Pipe to 3/8 ID
74404



1/4 x 3/8 Flare
74405



3/8 SAE-3/8 ID
74406



1/4 x 3/8 Flare
74407



3/8 x 1/4 Male Pipe
74408



1/4 x 1/4 x 13/8 Brass
74409



1/4 x 1/4 Elbow
74412



3/8 SAE-#6 Hose
74415



1/8 NPT to 1/4 ID
74417



1/8 x 1/4 Brass
74419



3/8 NPT 5/8 Hose
74420



1/2 x 5/8 Nylon
74421



Standard 2 Hole Bulkhead
74437



Hydrostatic Relief Valve
74438



3/8 x 3/8 Male Pipe
74452



3/8 Male Pipe to 3/8 ID
74453



3/8 x 3/8 Male Pipe
74454



3/8 NPT to 5/8 ID
74455



5/8 Hose x 70-90 Port
74457



3/4 Hose x 70 - .78 Port
74460



5/8 Hose x 90 - .78 Port
74463



.78 Port Plug
74466

				
5/8 Hose x 70 - .78 Port 74469	5/8 Hose x 180 - .78 Port 74472	5/8 Hose x 180 - .78 Port 74475	.90 Port Plug 74478	
				
3/4 Hose x 70 - .90 Port 74481	3/4 Hose x 180 - .90 Port 74484	1/2 Pipe x 5/8 Hose - 180 74487	1/8 Pipe x 1/4 Hose - 90 74490	
				
1/8 Pipe x 3/8 Hose - 90 74493	1" Pipe x 1" Hose - 90 74495	1" Hose X 3/4" NPT Straight 74496	1" Hose X 1" NPT X 90° 74499	
				
1" Hose X 1" NPT Straight 74502	5/8" Hose X 1/2" NPT X 90° 74505	1" Hose X 3/4" NPT X 90° 74508	5/8" Hose X 1/2 NPT X 90° 74511	
				
5/8" Hose X 3/8 NPT X 90° 74514	3/8 Pipe x 5/8 Hose - 90 74517	1/2 Pipe x 5/8 Hose - 90 74520	1/4 Pipe x 1/4 INV FMP 74523	
				
1/4 Pipe x 3/8 INV FL 90 74526	3/8 Close Nippel for M456-1 74529	#6 Hose x 1/4 Pipe 74532	#6 Hose x 90 3/8 SAE 74535	3/8 NPT X 3/8 NPT Brass Hex Nipple 74538

PROPANE SOLENOID VALVES

316

BULKHEAD VALVE



156

LOCK-OFF VALVE



ET98-50362-001

LOCK-OFF VALVE



ET98-51315-001

LOCK-OFF VALVE



FL-218

LOCK-OFF VALVE



FL-221

LOCK-OFF VALVE



FL-418

SHUT-OFF VALVE



142

SOLENOID VALVE



1110H2

SOLENOID VALVE



111A

SOLENOID VALVE



121B

SOLENOID VALVE



90°
123B

SOLENOID VALVE



151

SOLENOID VALVE



152

SOLENOID VALVE



155

SOLENOID VALVE



Century
2341

SOLENOID VALVE



90°
7007

SOLENOID VALVE



180°
7008

SOLENOID VALVE



A121R

SOLENOID VALVE



ET98-30515-001

VACUUM CONTROL SOLENOID



VCS-IMP

CARBURETOR



CA100-110

CARBURETOR



CA100-124-2

CARBURETOR



CA100-126

CARBURETOR



CA100-134

CARBURETOR



CA100-139

CARBURETOR



CA100-230

CARBURETOR



CA100-498

CARBURETOR



CA100-621

CARBURETOR



CA100-64G

CARBURETOR



CA100-91A

CARBURETOR



CA100-KOM

CARBURETOR



CA100M-3-M

CARBURETOR



CA125-0246

CARBURETOR



CA125-134

CARBURETOR



CA125-20-M

CARBURETOR



CA125-76-2

CARBURETOR



CA125100-2

CARBURETOR



CA300AM-50-2

CARBURETOR



CA55-258

CARBURETOR



CA55-258L

PROPANE CARBURETORS/MIXERS

318

CARBURETOR



CA55-271

CARBURETOR



CA55-542

CARBURETOR



CA55-542-M

CARBURETOR



CA55-553

CARBURETOR



CA55-576

CARBURETOR



CA55-577

CARBURETOR



CA55-577-H25

CARBURETOR



CA55-577-M

CARBURETOR



CA55-596-2

CARBURETOR



CA55-598

CARBURETOR



CA55-599-2

CARBURETOR



CA55-66

CARBURETOR



CA55-756L

CARBURETOR



CA55M-500

CARBURETOR



CA55M-500-2

CARBURETOR



CA55M-500-4Y

CARBURETOR



CA55M-500M

CARBURETOR



CT60-30673

MIXER
















CA100M-2

MIXER



CA100M-2-2

<p>MIXER</p> 	<p>MIXER</p> 	<p>MIXER</p> 	<p>MIXER</p> 
<p>CA100M-3</p>	<p>CA100M-3-9</p>	<p>CA100M-4</p>	<p>CA125M-10-2</p>
<p>MIXER</p> 	<p>MIXER</p> 	<p>MIXER</p> 	<p>MIXER</p> 
<p>CA125M-2</p>	<p>CA125M-3</p>	<p>CA200M-2-1FB</p>	<p>CA200M-2-2FB</p>
<p>MIXER</p> 	<p>MIXER</p> 	<p>MIXER</p> 	<p>MIXER</p> 
<p>CA225M-2</p>	<p>CA55M-4</p>	<p>CA55M-5</p>	<p>CT425M-2</p>
<p>MIXER</p> 	<p>MIXER</p> 	<p>MIXER</p> 	<p>MIXER SUB ASSEMBLY</p> 
<p>FB-200M-1</p>	<p>FB-200M-2</p>	<p>FT60M-3-3</p>	<p>FT100M-30828-52-001</p>
<p>MIXER SUB ASSEMBLY</p> 	<p>MIXER SUB ASSEMBLY</p> 	<p>MIXER SUB ASSEMBLY</p> 	<p>MIXER SUB ASSEMBLY</p> 
<p>FT100M-30828-52-003</p>	<p>FT150-30919-20-001</p>	<p>FT60M-30741-52-001</p>	<p>FT60M-30741-52-002</p>

MIXERS/THROTTLE BODYS/ACCESSORIES

320

<p>MIXER SUB ASSEMBLY</p> 	<p>MIXER SUB ASSEMBLY</p> 	<p>MIXER SUB ASSEMBLY</p> 	<p>MIXER SUB ASSEMBLY</p> 
<p>FT60M-30741-52-003</p>	<p>FT60M-30741-52-004</p>	<p>FT60M-30741-52-005</p>	<p>FT60M-31139-52-001</p>
<p>MIXER SUB ASSEMBLY</p> 	<p>THROTTLE BODY</p> 	<p>THROTTLE BODY</p> 	<p>THROTTLE BODY</p> 
<p>FT60M-31139-52-003</p>	<p>1557547</p>	<p>5800482-74</p>	<p>AT2-16-1</p>
<p>THROTTLE BODY</p> 	<p>THROTTLE BODY</p> 	<p>THROTTLE BODY</p> 	<p>THROTTLE BODY</p> 
<p>AT2-16-1</p>	<p>AT2-16-2</p>	<p>AT2-26-2</p>	<p>AT2-27-2</p>
<p>THROTTLE BODY</p> 	<p>Lever assembly for 1/4 throttle shaft. Used on CA100, CA125, CA50, CA55</p> 	<p>Lever assembly for 5/16 throttle shaft. Used on CA100, CA125</p> 	<p>Lever assembly for 5/16 throttle shaft. Used on CA100, CA125 with H2O Engine</p> 
<p>AT2-4-2</p>	<p>AL1-31</p>	<p>AL1-33</p>	<p>AL1-33-76</p>
<p>Lever assembly for 1/4 throttle shaft. Used on J15 Engine</p> 	<p>Lever assembly for 1/4 throttle shaft. Spring Loaded</p> 	<p>Lever assembly for 5/16 throttle shaft. Spring Loaded</p> 	<p>Lever assembly for 1/4 floating throttle shaft.</p> 
<p>AL1-31-124</p>	<p>AL1-25-1</p>	<p>AL1-25-2</p>	<p>AL1-26-1</p>

PROPANE CARBURETOR ACCESSORIES



Lever assembly for 5/16 floating throttle shaft.

AL1-27-1



Return Spring kit for 1/4 throttle shaft.

AS2-50-1



Return Spring kit for 5/16 throttle shaft.

AS2-50-2



Throttle Shaft 1/4 Dia. x 4 3/4 Length

N-S5-6



Throttle Shaft 5/16 Dia. x 5 1/4 Length

N-S5-7



Throttle Shaft 5/16 Dia. x 6 1/8 Length

N-S5-11



Ball Stud. 1/4 Ball x 10/32 Thread

S3-31



Ball Stud. 5/16 Ball x 1/4 Thread

S3-34

A = Air Horn, B = Bolt-to-Bolt, C = Intake Hole			
Part#	A	B	C
1557547	2 1/4"	n/a	1 7/8"
5800482-74	2 1/4"	n/a	1 7/8"
AT2-16-1	n/a	n/a	1 11/16"
AT2-16-2	n/a	n/a	1 11/16"
AT2-26-2	n/a	2 3/8"	1 3/16"
AT2-27-2	n/a	2 1/16"	1 3/16"
AT2-4-2	n/a	1 15/16"	1 11/16"
CA100-110	2"	2 3/8"	1 1/8"
CA100-124-2	2 1/4"	2 3/8"	1 1/4"
CA100-126	2"	2 3/4"	1 7/8"
CA100-134	2"	2 1/16"	1 3/16"
CA100-139	2"	2 3/8"	1 1/4"
CA100-230	2"	2 1/16"	1 1/4"
CA100-498	2 1/4"	2 3/4"	1 11/16"
CA100-621	2 1/4"	2 3/4"	1 7/16"
CA100-64G	2"	3 1/8"	1 3/4"
CA100-91A	2 1/4"	2 3/4"	1 11/16"
CA100-KOM	2"	2 1/8"	1 1/8"
CA100M-2	1 7/8"	n/a	1 7/8"
CA100M-2-2	1 7/8"	n/a	1 7/8"
CA100M-3	2"	n/a	1 7/8"
CA100M-3-9	2"	n/a	1 7/8"
CA100M-3-M	2"	2 3/4"	1 7/16"
CA100M-4	2 1/4"	n/a	1 7/8"

A = Air Horn, B = Bolt-to-Bolt, C = Intake Hole			
Part#	A	B	C
CA125-0246	2 1/4"	2 3/8"	1 3/8"
CA125-134	2 1/4"	n/a	3 5/16"
CA125-20-M	3"	2 13/16"	1 3/4"
CA125-76-2	3 1/4"	2 11/16"	1 7/16"
CA125100-2	3 1/16"	2 7/8"	1 3/4"
CA125M-10-2	n/a	n/a	1 7/8"
CA125M-2	n/a	n/a	1 13/16"
CA125M-3	n/a	n/a	1 3/16"
CA200M-2-1FB	2 1/2"	n/a	2 3/8"
CA200M-2-2FB	3"	n/a	2 3/8"
CA225M-2	n/a	n/a	2 3/8"
CA300AM-50-2	n/a	n/a	n/a
CA55-258	2"	n/a	2"
CA55-258L	2"	n/a	1 3/16"
CA55-271	2"	3"	1 1/4"
CA55-542	2 1/4"	2 3/8"	1 5/8"
CA55-542-M	2 1/4"	2 3/8"	1 5/8"
CA55-553	2"	2"	1 1/4"
CA55-576	1 1/8"	2 1/8"	1"
CA55-577	1 5/8"	2 1/8"	1"
CA55-577-H25	2 1/2"	3 1/4"	1 3/8"
CA55-577-M	1 5/8"	2 1/8"	1"
CA55-596-2	1 7/16"	2 11/16"	1 3/16"
CA55-598	2 1/2"	2 11/16"	1 1/4"

A = Air Horn, B = Bolt-to-Bolt, C = Intake Hole			
Part#	A	B	C
CA55-599-2	2 1/2"	2 11/16"	1 3/16"
CA55-756L	2"	n/a	2"
CA55M-4	1 7/8"	n/a	1 3/8"
CA55M-5	2 1/16"	n/a	1 1/8"
CA55M-500	n/a	n/a	1 1/16"
CA55M-500-2	n/a	n/a	1 1/16"
CA55M-500-4Y	1 1/16"	3"	1 1/4"
CA55M-500M	3 1/8"	2 11/16"	1 1/2"
CT425M-2	5"	n/a	n/a
CT60-30673	2"	2 11/16"	1 7/16"
FB-200M-1	2 5/8"	n/a	2 3/8"
FB-200M-2	3 1/16"	n/a	2 3/8"
FT100M-30828-52-001	2	n/a	1 13/16"
FT100M-30828-52-003	2	n/a	1 13/16"
FT150-30919-20-001	3 3/4"	n/a	2"
FT60M-3-3	2"	n/a	1 3/8"
FT60M-30741-52-001	2"	n/a	1 3/8"
FT60M-30741-52-002	2"	n/a	1 3/8"
FT60M-30741-52-003	2"	n/a	1 3/8"
FT60M-30741-52-004	2"	n/a	1 3/8"
FT60M-30741-52-005	2"	n/a	1 3/8"
FT60M-31139-52-001	2"	n/a	1 3/8"
FT60M-31139-52-003	2"	n/a	1 3/8"



Type
A



Type
B



Type
C



Type
D



Type
E



Type
F



Type
G



Type
H



Type
I



Type
J



Type
K



Type
L




Type
M



Type
N



Type
O



Type
P



Type
Q



Type
R



Type
S



TYPE
T


 Type
U

 Type
V

 Type
X

CLARK

Part#	Engine	Type
3768087	4G32	O
916003	4G54	O
918307	4G63 & 4G64	O

DAEWOO

Part#	Engine	Type
A252194	4G63 & 4G64	O

E-CONTROLS

Part#	Engine	Type
E1312100	GM 3.0L & 4.3L	Q
E1312300	GM 3.0L & 4.3L	R

HYSTER

Part#	Engine	Type
1361751	FE, GM 2.2L & GM 3.0L	P

IMPCO

Part#	Engine	Type
AT2-200	F2, FE, GM 3.0L & 4.3L	X
AT2-46G-096	F2, FE, GM 3.0L & 4.3L	T
AT2-60G-1	F2, FE, GM 3.0L & 4.3L	U
AT2-77G	F2, FE, GM 3.0L & 4.3L	V
ATGC-30312-32-25-64	F2, FE, GM 3.0L & 4.3L	S

KALMAR AC

Part#	Engine	Type
4942343	H20	E
4947836	P40	H
4968792	P40 & TB42	I
8762036	H20 II & H25	D

KOMATSU

Part#	Engine	Type
19100-K7203	H20	C
19100-K7320	H20	E
19100-K9000	H20	B
19100-K9300	H20 II & H25	D
19101-K4071	P40	H
19101-K8400	P40 & TB42	I

MITSI/CAT

Part#	Engine	Type
MD190798	4G33	O
MD190799	4G52	O
MD192295	4G54	O
MD325555	4G63 & 4G64	O

NISSAN

Part#	Engine	Type
19100-00H73	H20 & Z24	B
19100-05H02	A15	B
19100-20H74	Z24	B
19100-50K00	H20 II	A
19100-50K71	H20 II	A
19100-51K66	H20 II	A
19100-60K00	H20 II & H25	A
19100-60K71	H20 II & H25	A
19100-L1105	H20	E
19100-L1603	J15	F
19100-L3202	J15	F
19101-52H02	TB42	G
19101-L6202	P40	J

TCM

Part#	Engine	Type
19100-00H73	H20	B
19100-05H02	A15	B
19100-20H74	Z24	B
19100-51K66	H20 II & H25	A
19100-K7203	H20	C
19100-K7256	H20	E
19100-K7800	A15	B
19100-K9703	H25	A
19100-L1603	J15	F
212T1-06821	4Y	M

TOYOTA

Part#	Engine	Type
26300-23630-71	4Y	M
26300-31720-71	GM 6cyl	K
26300-78021-71	4P	L
26300-78022-71	4P	L
26300-78036-71	4P	L
26300-78052-71	4P & 5R	L
26300-78159-71	4Y	M
26300-U1101-71	4Y & GM 4181	M
26300-U2120-71	GM 4cyl	N

YALE

Part#	Engine	Type
5059595-27	FE, GM 3.0L	P
5800241-61	F2 & FE	P

NOTE: Pictures are for identification only. The same *TYPE* does not mean they are the same governor. The mounting bolt positions and air-horn sizes are different. Please order by required part number or provide model of your truck and we will provide the correct part number.

ASIAN TO IMPCO



TOYOTA
BP-4T



HYSTER / YALE
BP-8H

GASOLINE TO LPG



HOSES INCLUDED:

- 5/8" Water Hose 64"L
- 5/8" Vapor Hose 38"L
- 5/16" High Pressure Hose 86 1/2"L
- 3/16" Vacuum Hose 37"L



HOSES INCLUDED:

- 3/8" Water Hose 64"L
- 5/8" Vapor Hose 38"L
- 5/16" High Pressure Hose 37"L
- 3/16" Vacuum Hose 37"L



Converts any 4 or 6 cylinder from gasoline to LPG

4 Cylinder

KC-4-UNIVERSAL

6 Cylinder

KC-6-UNIVERSAL



Replaces all existing LPG under the hood

4 Cylinder

KP-4-UNIVERSAL

6 Cylinder

KP-6-UNIVERSAL

HYSTER



Swing out & down

1524006

MITSI / CAT



Low Profile

TB-2-06

NISSAN



Swing Out

17915-FB300

NISSAN



Swing out & down

17915-FB485

NISSAN



Swing out

17915-FC000

NISSAN



Swing out

17915-FC010

TOYOTA



Swing out - 6 series

23602-U2100-71

TOYOTA



Swing out - 7 series

23607-U2170-71

UNIVERSAL



TB-2

UNIVERSAL



TB-3

UNIVERSAL



TB-28

UNIVERSAL



Swings tank bracket away from seat or hood clearance when open

TB-BRACKET

UNIVERSAL



Complete kit for laydown kits

TB-KIT

UNIVERSAL



Roll & Tilt away bracket commonly used on Komatsu

TB-TILT

UNIVERSAL



Shrouded horizontal tank bracket assembly

TB-SHROUD

YALE




Swing out & down






5800516-29

TOYOTA & UNIVERSAL TANK BRACKET PARTS

326

<p>TOYOTA</p>  <p>Stopper 23504-23000-71</p>	<p>TOYOTA</p>  <p>Stopper 23504-23470-71</p>	<p>TOYOTA</p>  <p>Stopper Pin 23522-22800-71</p>	<p>TOYOTA</p>  <p>Toggle Clamp Clevis 23605-23001-71</p>
<p>TOYOTA</p>  <p>Pin 23624-23800-71</p>	<p>TOYOTA</p>  <p>Toggle Clamp 23705-23001-71</p>	<p>TOYOTA</p>  <p>Spring 64263-U2000-71</p>	<p>UNIVERSAL</p>  <p>Stop Bleeder 3165C</p>
<p>UNIVERSAL</p>  <p>Coupler (Female) 7141F-AM</p>	<p>UNIVERSAL</p>  <p>Rego Coupler (Female) 7141F-REGO</p>	<p>UNIVERSAL</p>  <p>Rego Coupler (Male) 7141M</p>	<p>UNIVERSAL</p>  <p>O-Ring (Outer, Flat / 7141M) 7141M3</p>
<p>UNIVERSAL</p>  <p>O-Ring (Inner / 7141M) 7513-25</p>	<p>UNIVERSAL</p>  <p>Filler Valve Cap (Yellow) 7635SC</p>	<p>UNIVERSAL</p>  <p>Filler Valve 7647SC</p>	<p>UNIVERSAL</p>  <p>Valve Assembly 9101P5H</p>
<p>UNIVERSAL</p>  <p>Inner O-Ring MSW2</p>	<p>UNIVERSAL</p>  <p>Toggle Clamp TB2-60</p>		



12 inch	18 inch	24 inch	30 inch	36 inch	42 inch	48 inch	144 inch	192 inch
6-LPG-12	6-LPG-18	6-LPG-24	6-LPG-30	6-LPG-36	6-LPG-42	6-LPG-48	6-LPG-144	6-LPG-192
#6 HIGH PRESSURE HOSE		1/2" VAPOR HOSE		5/8" VAPOR HOSE		3/4" VAPOR HOSE		3/8" WATER HOSE
								
Sold by the foot		Sold by the foot		Sold by the foot		Sold by the foot		Sold by the foot
75566		75515		75522		75545		75577

ANALYZER KITS



Generic
G-ITK-4



Original IMPCO
ITK-4-IMP

STEEL TANKS

Part#	LBS.	Includes
4470	20	A,B,C,D,E
4480	20	A,B,C,D,E,F
5570	33.5	A,B,C,D,E
5580	33.5	A,B,C,D,E,F
6670	43.5	A,B,C,D,E
6680	43.5	A,B,C,D,E,F

Durable, economical.

Worthington provides superior durability and economy with the industry's largest selection of steel forklift cylinders.

All three steel forklift cylinders feature two-piece construction with one horizontal weld for a stronger, better looking cylinder with less chance of leakage. The rugged, damage-resistant footing minimizes future repairs. Interior cylinder walls are smooth, dry and free of foreign matter.

Our Durabond 2000 powder coat paint is unmatched for field durability with protection against rust and corrosion. We offer multiple valve configurations, adaptable for your specific requirements.

Size	20 lb.	33.5 lb.	43.5 lb.
LPG Capacity	4.7 gal. 17.9 liters	7.9 gal. 29.9 liters	10.3 gal. 38.8 liters
Water Capacity	47.6 lb. 21.6 kg	80.0 lb. 36.3 kg	103.6 lb. 47.0 kg
Tare Weight	26.5lb. 12.0 kg	34.5 lb. 15.6 kg	40.0 lb. 18.1 kg
Cylinder Volume	1320 cu. in. 21.6 liters	2219 cu. in. 36.4 liters	2873 cu. in. 47.1 liters
Collar Height	6.4 in. 162.6 mm	6.4 in. 162.6 mm	6.4 in. 162.6 mm
Specification	DOT-4BA240	DOT-4BA240	DOT-4BA240

* Dimensions and capacities are approximate and may vary slightly from pictures.

ALUMINUM TANKS

Part#	LBS.	Includes
4450A	20	A,B,C,D,E
4460A	20	A,B,C,D,E,F
5550A	33.5	A,B,C,D,E
5560A	33.5	A,B,C,D,E,F
6650A	43.5	A,B,C,D,E
6660A	43.5	A,B,C,D,E,F

High return on investment.

Worthington combines the highest standards of manufacturing quality with the light weight and durability of aluminum to provide your lift truck cylinders that readily return of your investment through savings in handling, repairs, maintenance, and customer preference. Manufactured in accordance with DOT-4E240 specifications.

Lightweight, easy-to-handle aluminum cylinders can increase delivery efficiency and decrease lifting injuries. Aluminum is non-sparking for greater safety, and service life is twice as long as steel with virtually no repairs. The aluminum cylinder interiors are resistant to flaking or scaling, and are clean, dry and smooth.

Size	20 lb.	33.5 lb.	43.5 lb.
LPG Capacity	4.7 gal. 17.9 liters	7.9 gal. 29.9 liters	10.3 gal. 38.8 liters
Water Capacity	47.6 lb. 21.6 kg	80.0 lb. 36.3 kg	103.6 lb. 47.0 kg
Tare Weight	19.0lb. 8.6 kg	23.5 lb. 10.7 kg	26.5 lb. 12.0 kg
Cylinder Volume	1320 cu. in. 21.6 liters	2219 cu. in. 36.4 liters	2873 cu. in. 47.1 liters
Collar Height	6.8 in. 172.7 mm	6.8 in. 172.7 mm	6.8 in. 172.7 mm
Specification	DOT-4E240	DOT-4E240	DOT-4E240

* Dimensions and capacities are approximate and may vary slightly from pictures.

